

Richard Milburn Academy
RMA Fort Worth
2017-2018 Formative Review with Notes

Mission Statement

Every RMA student will meet Texas scholastic standards as measured by state approved tests, graduate with a high school diploma, and qualify for postsecondary education and employment.

Vision

RMA believes all students can achieve excellence in a positive, challenging educational environment that stimulates their interests, channels their energies, and develops their abilities. RMA is committed to providing a nontraditional learning environment for students with distinct needs for these educational services. Recognizing the individual strengths and intrinsic worth of all students, RMA modifies educational services to provide specific skill development opportunities for all students to achieve self-confidence, self-worth, self-discipline, and self-acceptance.

RMA is committed to ensuring opportunities for all students to increase skills in both academic and employment environments. RMA concentrates on increasing students' basic academic and career/life skills by offering opportunities for students to receive career counseling as they earn credits toward high school diplomas. RMA provides services to help students increase specific talents and self-worth, using instruction and weekly counseling and mentoring sessions focused on the individual student's needs.

Value Statement

RMA is committed to ensuring opportunities for all students who have experienced difficulty in the traditional public high school to increase skills in both academic and employment environments.

Table of Contents








.....	4
Goal 1: Raise attendance rate by 3% and lower dropout rate by 10%.	4
Goal 2: The 4 year graduation cohort will increase from 44.2% to 50%. The 5 year graduation cohort will increase from 37.6% to 42%. The 6 year graduation cohort will increase from 32.4% to 36%. (Numbers may change pending November data)	6
Goal 3: 100% of students who enroll at RMA will have conferences that explain their path to graduation, success on EOC assessments, attendance, and discipline each reporting period.	8

Goal 1: Raise attendance rate by 3% and lower dropout rate by 10%.

Performance Objective 1: Hire a Communities in School position to work with the Administration, Teachers, Parents and Students to create awareness of the importance of attendance, grades, assessments, and credits to prevent students from dropping out and increase attendance.

Summative Evaluation 1:


Strategy Description	Monitor	Strategy's Expected Result/Impact	Formative Reviews	
			Months	Evidence of Progress
1) Review Data weekly regarding attendance and drop out students.	Campus Director	Attendance will increase to 85% and dropouts will decrease by 10%.	October	We have increased enrollment from 162 the first week of school to 208. We are maintaining 82-83% attendance rate. Fine-tuning attendance procedures. Drop outs are being tracked more closely. Coding is being monitored by the new PEIMS hire to ensure proper coding for withdrawn students.
			January	
			March	
			Summative Evaluation	
			Month	Notes & Next Steps Recommendations
			June	








2) CIS person will make home visits and parent contacts to increase the awareness and importance of being in school.	Principal Richey, IC Sanders, CIS Nash	Attendance will increase to 85% and dropouts will decrease by 10%.	October 	Home visits have been successful in finding/getting several students back into school. Dropout rate has dropped 10% from last year.
			January	
			March	
			Summative Evaluation	
			Month	Notes & Next Steps Recommendations
			June	
			3) Provide CIS with tools to monitor attendance, locate dropouts, conference with students and parents, and provide information necessary to prevent students from dropping out.	Campus Director and IC
January				
March				
Summative Evaluation				
Month	Notes & Next Steps Recommendations			
June				
 = Accomplished  = Continue/Modify  = Considerable  = Some Progress  = No Progress  = Discontinue				

Goal 2: The 4 year graduation cohort will increase from 44.2% to 50%. The 5 year graduation cohort will increase from 37.6% to 42%. The 6 year graduation cohort will increase from 32.4% to 36%. (Numbers may change pending November data)

Performance Objective 1: Explore and implement new options for students to receive credits and improve their likelihood of graduating.

Summative Evaluation 1:


Strategy Description	Monitor	Strategy's Expected Result/Impact	Formative Reviews	
			Months	Evidence of Progress
1) Review all data of students incoming to schedule appropriately and create a graduation plan (PGP) that effectively determines a track to complete school.	Counselor	Students will be accurately scheduled for appropriate classes in alignment with credits that need to be earned and EOC assessments to pass.	October 	Power point has been created to help remind students of steps to take to keep their PGPs updated. All students have access to TAMS student portal and to Parent Portal on Websmart to view grades and attendance.
			January	
			March	
			Summative Evaluation	
			Month	Notes & Next Steps Recommendations
			June	



2) Work with Central Office to determine and create the best courses for students to participate when they fail EOC courses.	District Curriculum Director McQuade, DCSI Jim Pollok	Student passing rate on all EOC courses will rise for first time test-takers and repeat test takers by 5%.	October 	Interventions have been created and are being utilized. All scores were looked up prior to creating schedules so they would be put in the correct intervention course.
			January	
			March	
			Summative Evaluation	
			Month	Notes & Next Steps Recommendations
			June	
			3) Programs to recover credit will be reviewed by obtaining data regarding credits recovered, successful EOC assessments, and comments from students and parents regarding the options available to recover credit.	Principal Richey and IC Sanders
January				
March				
Summative Evaluation				
Month	Notes & Next Steps Recommendations			
June				
 = Accomplished  = Continue/Modify  = Considerable  = Some Progress  = No Progress  = Discontinue				








Goal 3: 100% of students who enroll at RMA will have conferences that explain their path to graduation, success on EOC assessments, attendance, and discipline each reporting period.

Performance Objective 1: Through the use of data such as TAMS, attendance, grades, discipline referrals, Personal Graduation Plan documents, etc. students will have conferences with teachers regarding their current success or failure in courses, assessments, attendance, and discipline and discuss how that affects their path to graduation.

Summative Evaluation 1:

Strategy Description	Monitor	Strategy's Expected Result/Impact	Formative Reviews	
			Months	Evidence of Progress
1) Research the types of data available to use in a student data profile.	Principal Richey, IC Sanders, Counselor, CIS and Registrar.	Challenges of putting together a data profile for individual students will be documented and actions to make this available will result.	October 	Parent portal has been created and is being used. TAMS information has been given to the students. Power point created for PGP updates.
			January	
			March	
			Summative Evaluation	
			Month	Notes & Next Steps Recommendations
			June	

2) Create a process to meet with students/parents to review progress towards graduation.	Principal Richey to schedule meeting and work with team. IC Sanders to take information and research the possibilities with district staff.	Challenges of putting together a data profile for individual students will be documented and actions to make this available will result.	October 	Power point for PGPs. If a student misses four days in a semester, a parent conference is held and we discuss grades, attendance, behavior and testing.
			January	
			March	
			Summative Evaluation	
			Month	Notes & Next Steps Recommendations
			June	
3) Principal Richey and IC Sanders will train teachers on the procedures, process, access to data and the timeline for student conferences.	Principal Richey and IC Sanders, DCSI Pollok	Teachers will understand the components of the student conference, sample questions to ask students, see a modeled conference and have a calendar that will clearly state expectations of student conferences.	October 	On Fridays, 4th and 8th period, each teacher conferences with students regarding the parent portal, TAMS testing information. All teachers run a progress report for each individual student per class.
			January	
			March	
			Summative Evaluation	
			Month	Notes & Next Steps Recommendations
			June	

4) A review of student success of students who participated will be completed to determine effectiveness and adjustments to me made for 18-19.	Administrative Team, DCSI, Academic Content Teachers, Counselor	Students who participated in data driven conferences will have higher attendance, total drop out rates will decrease, and student success on EOC will improve.	October 	Last year at the end of the 1st semester we had 72 out of 220 students fail one or more subjects. This school year at the end of the 1st semester we had 22 out of 197 fail one or more classes.
			January	
			March	
			Summative Evaluation	
			Month	Notes & Next Steps Recommendations
			June	
 = Accomplished  = Continue/Modify  = Considerable  = Some Progress  = No Progress  = Discontinue				